



State & Local Data

COMPREHENSIVE

Integrated Information at Your Fingertips:

- State Assessments
- Large-Scale Assessments
- Locally-Developed Assessments
- Attendance
- Behavior
- Grades
- Interventions
- Social Emotional Data
- Health
- Other Data

MEANINGFUL

Discover District and Student Trends:

- Triangulate data across assessments and years at the district, school, class, and student level
- Follow longitudinal trends for a cohort or grade
- Identify and close gaps
- Quickly see the 'whole child' perspective

ACTIONABLE

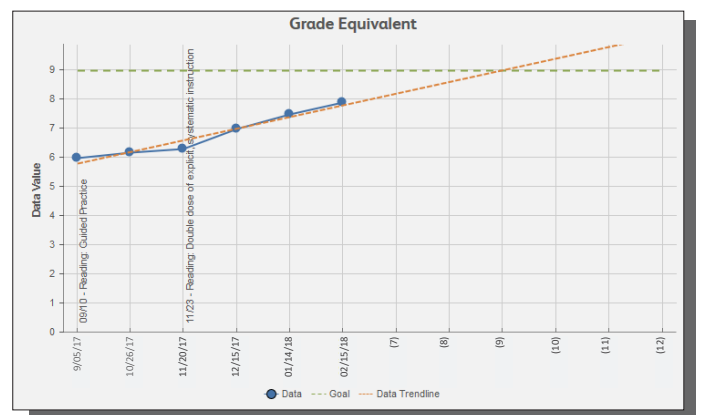
Use Data to Drive Instruction:

- Monitor progress for groups or individual students
- Track student interventions and plot directly into graphs
- Flag students and records

Progress Monitoring & Intervention Tracking

Scores and trend lines are automatically plotted.

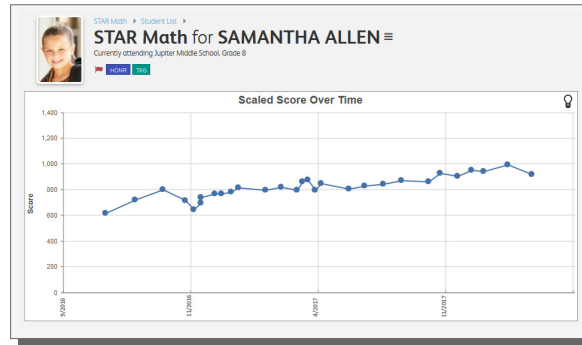
Add custom goals and plot interventions directly into graphs.



Individual Student Graphs

View snapshots of achievement, growth, and trends for each data source.

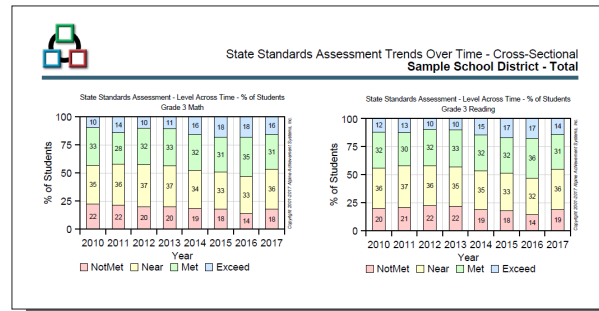
Guiding questions and reminders help you interpret the data.



Longitudinal Summary Reports with One Click

Pre-designed to answer key questions.

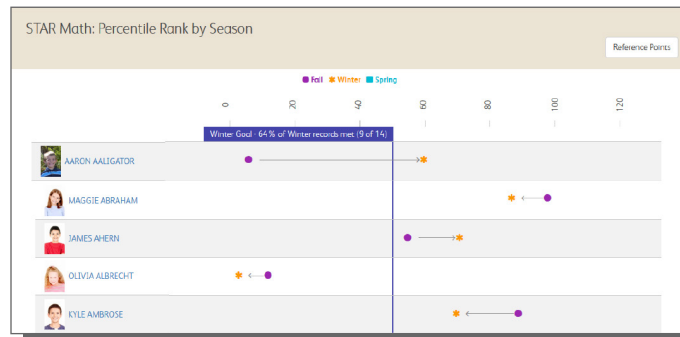
Summarize across years, grades, and cohorts, or filter on any group of students.



Monitor Class Strengths & Needs

Bring your data to life.

Add a reference line to visualize a class goal and identify students for intervention.



What Your Colleagues Are Saying About Alpine:

“Alpine has always made us **feel as though we are their only customer** by providing individualized support and custom built Local Measures as needed.”

- **Margie Ruckstuhl**
Research, Data & Accountability Officer
Harrison School District Two, CO

“By having all data in a central location, our district is able to create reports from multiple data sources **efficiently** and analyze current and historical data to **determine trends and growth.**”

- **Lauren Croix**
Data, Research & Accountability Coordinator
Mequon-Thiensville School District, WI

“Alpine’s analytical tools enable and encourage users at all levels to analyze data in order to **maximize student learning.**”

- **Katherine Hochevar**
Data and Reporting Analyst
Falcon 49 School District, CO

Call today for a demonstration.

